

# Courts of heaven protocol

Here is a simple outline of how to approach it (protocol):

1. Asking Father to open the Court to us (Is anything holding us back?)
2. Asking the Father to cover us; no eavesdropping, interference, deception or attack from the enemy
3. Entering His gates with thanksgiving and His courts with praise
4. "Seeing" the courtroom and who is there
5. Seeing accusations **plus the roots** in generational covenants or compromises
6. Agreeing with the accusations, asking forgiveness for entering those compromises; Giving back what was gained (trading floors)
7. Allowing the Lord to show us the release
8. Seeing what the Lord has for us now - Release of our book
9. Asking for a decree to seal our release; open our book (**get the specifics in the decree - multiple decrees**)
10. Seeing Father's Council and the invitation to be a son that comes back often



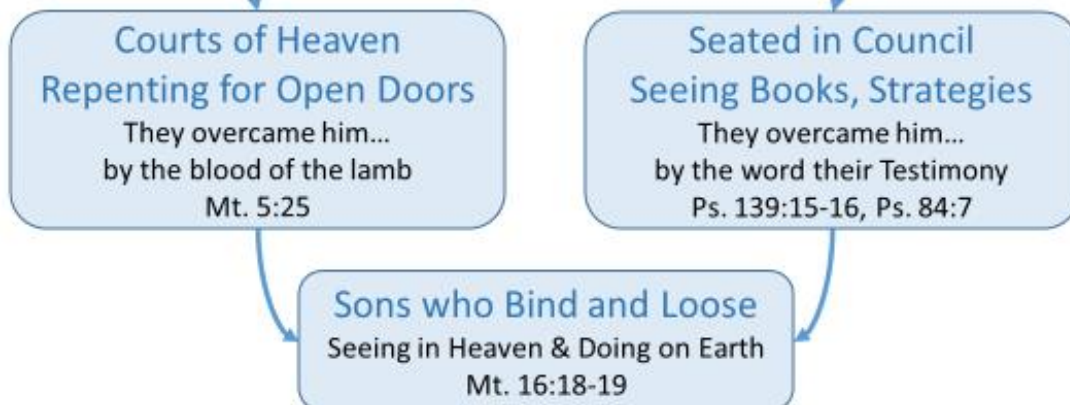
Accuser of the brethren  
Shame of my own heart  
Rev. 12:10-11



The Testimony of Jesus is  
the Spirit of Prophecy  
Rev. 19:10

## Becoming Sons Who Create Value

*The court was seated,  
and the books were opened. Dan. 7:10*



## Council Etiquette

Dear tribe – you have done a great job in the Council; love the culture we're developing and the experiences we're having. We all place great value on experiencing the love of the Father, the presence of the Holy Spirit, and the word of God (Jesus). "Seeing" only adds to the awe and causes our hearts to bow.

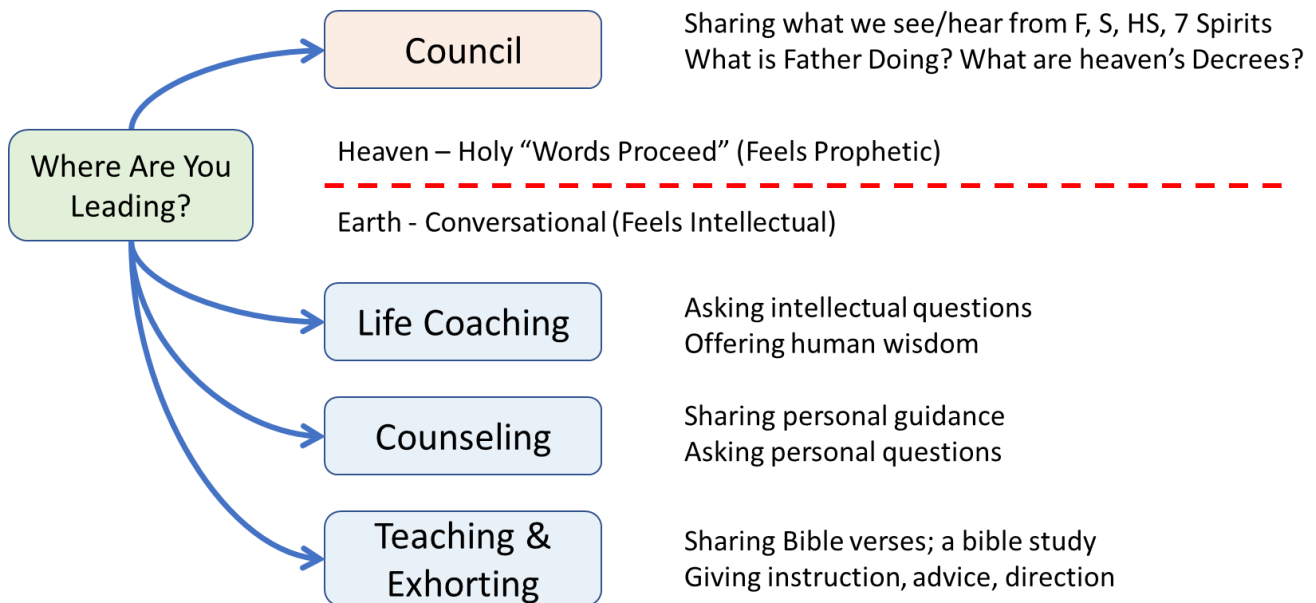
Honoring the presence and the majesty of the Council is the practical wisdom of knowing the spirit of the Fear of the Lord. It's a great privilege to be a son with a seat in heaven that we do not take for granted. Jesus paid for it. These are a few practical tips to "stay" in the Council experience.

1. Use your Seer gift and share what you see. Pregnant pauses are OK, don't get nervous and add "filler." Realize waiting on God to "show us" puts pressure on others to add soulish "filler."
2. Our tribe of seers is a safe place with an opportunity to "try." Please do. This is a safe place to have a miss – if you don't try, you won't grow in your seer gift.
3. Catch the flow and theme and expand it; don't derail it.
4. Go to the Council yourself regularly (with a notebook). Let it work in your own life before you take others. What you get will be real – you can discern the value.
5. One of the great thrills is taking others to the courts and Council. It is totally intimidating because God must help us, or it's just nothing. But the fear of failure goes away when we see the blessing it is to another person. Go yourself, then take others with you.
6. When you start "taking others," it is helpful to have one or two experienced helpers. Realize when you take someone, you have to put them on your back and lead the experience, so it goes where Father wants it to. At some level, you also may need to lead your helpers.
7. Quite often, it is your responsibility to take a question or a topic to the Council.

Things to avoid (soulish intellect vs. your seer gift)

- The Council is not a familiar place (It's not church, and it's not a home group)
  - Don't talk to or exhort one another (the message it gives is *we're not in the Council*). If it starts with "I think" or "I sense" or "I hear," it's probably coming out of "my" old ministry model instead of the Council. We go there so God can talk.
  - What you see probably doesn't need an explanation; just share what you see
  - Avoid preaching, teaching, encouraging, exhorting, using bible verses (The Council ministers to us, but we're not there to minister to one another)
- Share what you see instead of prophecy or praying – don't add "filler."
  - Don't start with prophecy or prayer (Council is not a church service or home group)
  - There is a place to see something and then blow the trumpet in Zion prophetically... Or prophecy or pray the declaration after it is seen. Typically, we see purpose that we bring back to earth to prophesy and declare, but occasionally the Lord asks us to make the sound in a spirit of prophecy in heaven.
- Try not to take it in many different directions. Honor the theme yet be faithful to what you see.

## When "You" are the leader – [Lead Your Tribe Field Guide](#)



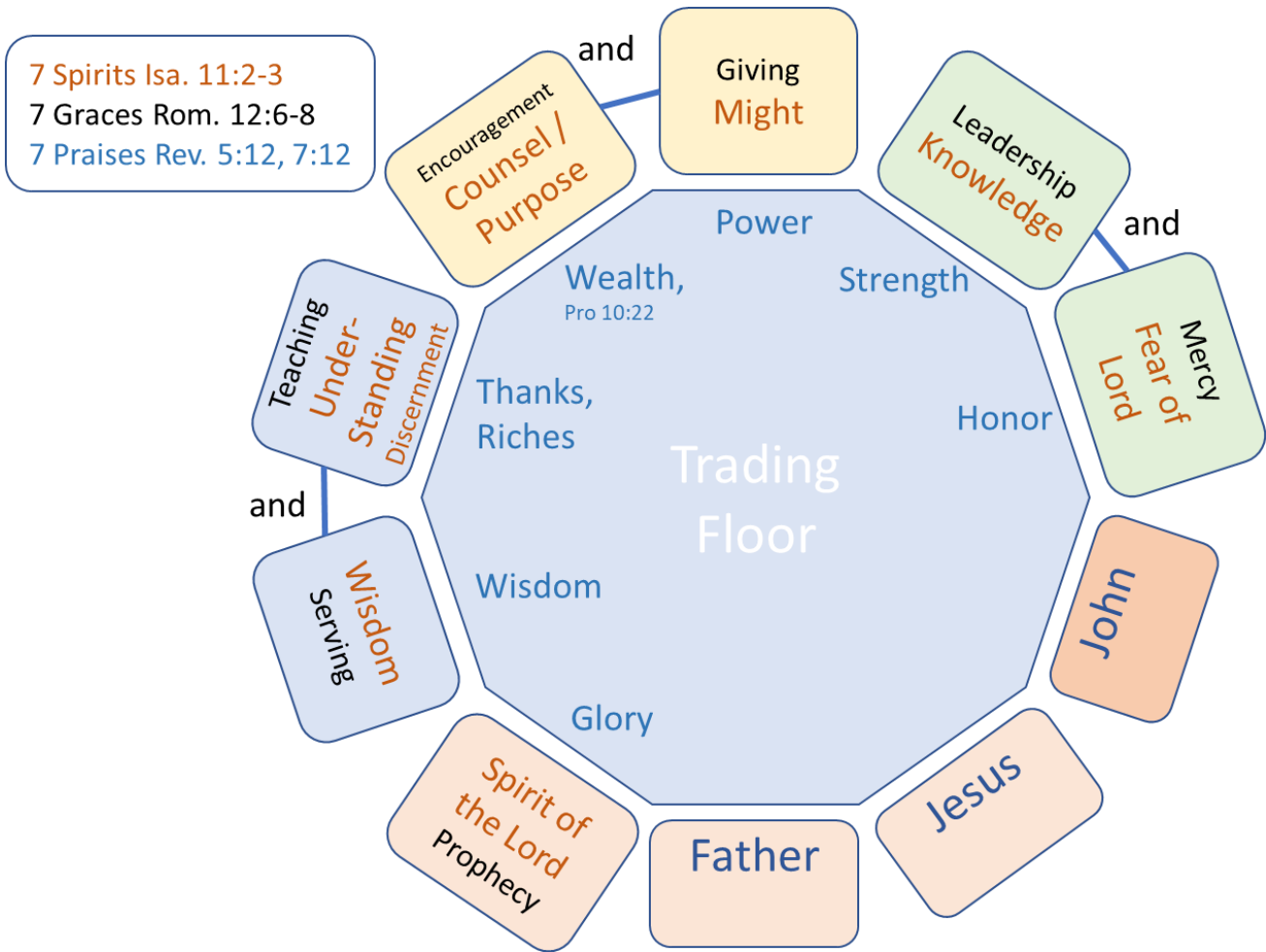
## Seeing in the Council

### **What it is** (Making room for the Father to share His heart)

- Sharing what you see
- From Father, Jesus, Holy Spirit, 7 Spirits
- Wisdom, Understanding, Counsel, Might, Knowledge, Fear of the Lord

### **What it's not** (Sharing what's on my heart / Mind)

- Preaching, teaching, exhortation and encouragement
- Sharing intellectual truth premised on a bible verse
- Sermon illustrations or analogies that seem relevant
- Human sympathy / empathy... I think... I feel....



Before the throne, seven lamps were blazing.  
 These are the seven spirits of God Rev 4:5

	Seven Spirits of Jesus Isa 11:2-3	Seven Graces of Jesus Rom 12:6-8	Seven Praises of Jesus Rev 5:12, 7:12
1.	Spirit of the Lord	Prophecy	Glory
2.	Wisdom	Serving / Ministry	Wisdom
3.	Understanding	Teaching	Thanks, Riches
4.	Counsel	Encouragement	Blessing
5.	Might / Valor	Giving / Sharing	Power
6.	Knowledge	Leadership	Strength
7.	Fear of the Lord	Mercy / Compassion	Honor

## Essence

## Mission and Purpose

## The Spirit Sons Bring Back

	<b>Father</b> (Sons are Family, Chosen)	To: Bring Many Sons to Glory, Face Time Heb 2:10-11, So that: They bring many Nations to Reformation Mt 28:19-20	Apostolic fathers Pulling Sons into their Dream/Book/Inheritance
	<b>Jesus</b> (Permission to Try, Again)	To: atone for the sins of mankind So that: sons could have access (a stairway) to Father Eph 2:18	Set Captives Free (Redemption To be You) Access to Heaven as a Son
1.	<b>Spirit of the Lord</b> (Anointing, Favor, Mt 3:16)	To: Impart Truth, Guidance, Anointing, Prompts So that: So that sons engage in Conversations in the Council	Prophetic Release of Word & Glory (Living by words that proceed; Decrees)
2.	<b>Spirit of Wisdom</b> (Strategy)	To: reveal Father's heart in purpose and strategy So that: sons bring heaven to earth (Reformation of Nations)	Seeing Purpose & Strategies (What Father is doing)
3.	<b>Understanding</b> (Tactics)	To: Show sons the "How to Implement" Father's purpose So that: they bear fruit that lasts; ask in Jesus' Name Jn 15:16	Seeing Tactics – How to Implement Co-labor, create value, Riches from Heaven
4.	<b>Spirit of Counsel</b> (My Story, Role, Timing)	To: Unveil son's role in the Kingdom, See and be themselves So that: They are encouraged to do exploits, be courageous	"Seeing" Father in Courts & Council (Mentor, Guide, Clarity)
5.	<b>Might / Valor</b> (My Exploits, Value, Authority)	To: Unveil the power and authority sons carry So that: They are more than conquerors, spiritual Warfare	The brazen courage to do Exploits (Sons Bringing Heaven to Earth; Value)
6.	<b>Spirit of Knowledge</b> (Leadership, Creativity, Seeing)	To: show sons answers, impart downloads So that: They Lead in Father's purpose, creativity, reinvention	Yada – to ascertain by seeing; downloads (Sons Experience Tribe, contagious favor)
7.	<b>Fear of the Lord</b> (Honor Father – Who I See)	To: Create a culture of Honoring what Father wrote in hearts So that: Father's heart (Books) are Known & Celebrated 2Cor 3:2	Honor Father by seeing Sons & their books (Honoring one another)

Note – see [7 Spirit Cue Cards](#)

### How to Release Your Seer Gift

1. Permission – It's for all of us. We can all be seers
2. Father wants to show us; its easy; flows in abundance  
 Luke 11:13 *how much more will your Father in heaven give the Holy Spirit to those who ask him!"*
3. Start with your imagination (Kick start your seer gift)
4. Have a filter (discern what is real, let the rest go)
5. Listen to a mentor; Pick up on the spirit of it; Grow in it gradually; It does take some time!
6. See what you get in pictures, scenes; share the pictures
  - a. Don't explain it, preach it, exhort it, "talk away the anointing of it"
  - b. Make room for God to minister (in courts and Council)
  - c. It's not business as usual; not traditional sharing or prophetic
7. Use your seer gift in your own devotions regularly
  - a. Have your mind map and the Council graphic with you
  - b. Write what you get
  - c. Transcribe the notes, share them occasionally for confirmations